


# ***SPEED DEMON***

## **Transfer Pump for use with molten metal**

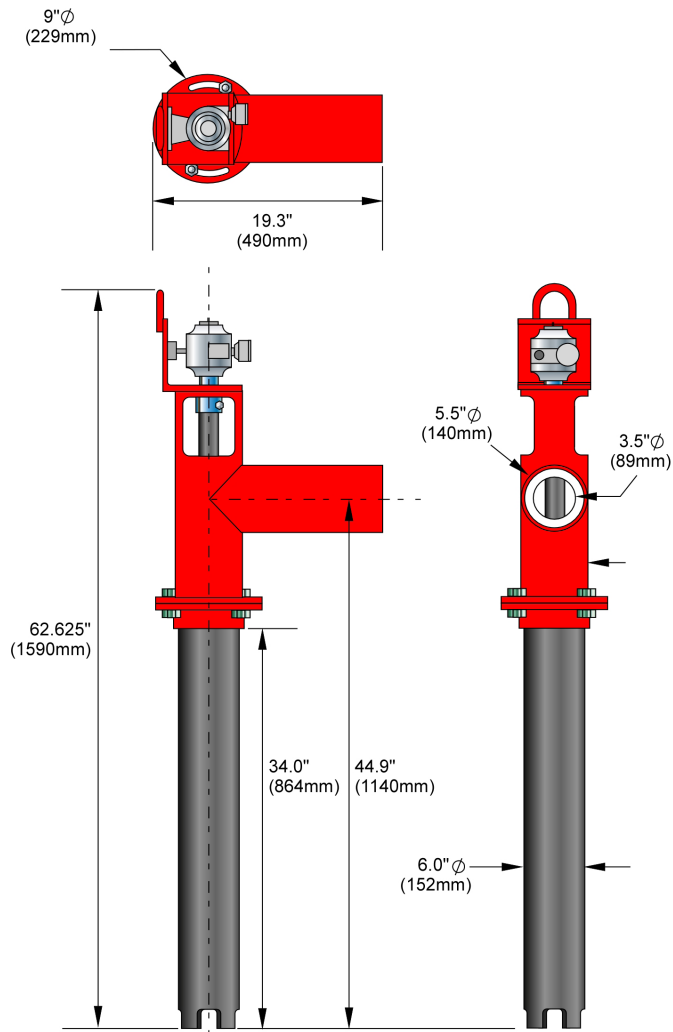
▶ **ALUMINUM**

▶ **ZINC**

- Quick immersion pump! The Speed Demon is designed to be submerged and operating quickly - within minutes!
- Use it to pump out crucibles, ladles, filter and degassing boxes, even larger furnaces! Can also be used to fill molds or ingots.
- Flow rates up to 300 lbs.(135 Kgs.)/min.
- 6" diameter riser provides a small footprint that can easily fit in small openings and tight spaces.
- Rugged pump construction, built for the harsh molten metal environment.
- Pneumatic motor allows variable speed operation for varying metal flow. Electrically driven units are also available.
- Light weight and portable for easy movement throughout a plant.
- Engineered to provide long service life.
- Designed for easy assembly and repair.
- Refractory lined transfer piping available for use with the pump.



## Dimensions for Std. Length Pump



### Notes:

Above dimensions are for a standard length pump with an air motor. This pump is also available with an electric motor which may change the overall height of the pump.

Outlet can be mated up to a launder, lined piping or empty directly into a ladle or mold.

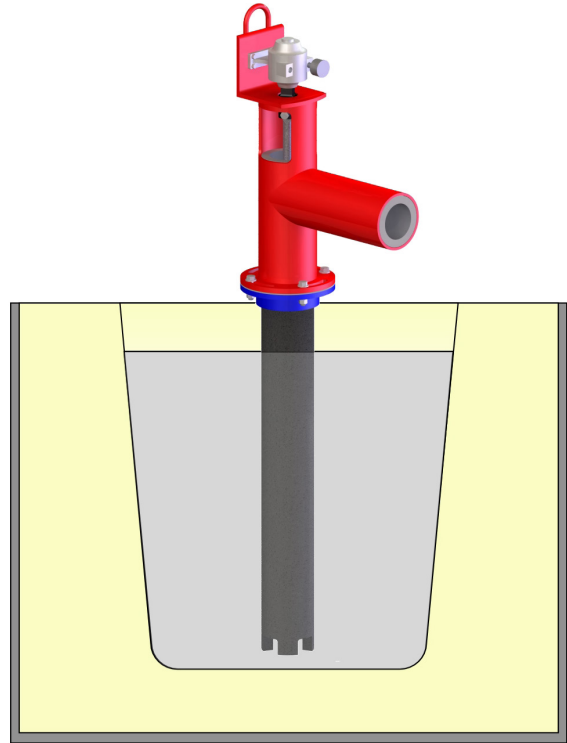
## Who to Contact for More Information:



15510 Old State Road, Middlefield, OH 44062 USA  
Tel: +1 (440) 632-9119 Fax: +1 (440) 632-9187  
e-mail: info@mmei-inc.com Website: www.mmei-inc.com

## Applications

Use the Speed Demon to remove metal from crucibles or to fill molds. No need to lift heavy ladles anymore - the Speed Demon will do it quickly, safely and eliminate back-breaking work.



The Speed Demon is perfect for emptying filter or degassing boxes between alloy changes. It can also be used for emptying furnaces when repairs are required. Let the Speed Demon reduce your down time!

